





natural instincts


If you love the great outdoors, the simple life, or clean lines, the natural instincts palette may be right for you. Choose from several colors to complement your unique style. For the traditionalist, neutral colors pair well with everything; from the siding, stone or brick on the exterior of your home, to the natural wood floors, white walls or the simplistic look of a finished interior. Choosing one of these shades will surely make you feel at ease, knowing your doors and windows showcase versatile beauty throughout your home.




snow mist



café cream




primrose yellow




chateau



sandpiper beige




sandstone



clay




tudor brown




sterling gray



nightfall



rustic bronze



coal black

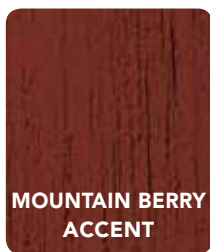
Always refer to our color selector for accurate color representation.

nightfall

Dark gray is the new black. A great base for introducing pops of bolder colors and adds contrast against lighter gray hues.



EVEREST SIDING



MOUNTAIN BERRY
ACCENT



ERIE DRY STACK








freshly picked

Take a moment to pleasure in your surroundings...the smell of the ocean, the beauty of fresh-picked flowers, or the delight of sun-ripened fruit. The freshly picked palette is perfectly suited for those who appreciate the simpler things in life. Whether you live seaside, in a cozy, wood-surrounded cottage, or an uptown neighborhood where you want to stand apart from the rest, this palette is defined by those one-of-a-kind shades that spark visual impact.




hibiscus 🔥




robin egg 🔥



plum 🔥



avocado 🔥



blueberry 🔥

🔥 trending color

Always refer to our color selector for accurate color representation

hibiscus

Soft and subtle. Creates a focal point when paired with a natural color palette consisting of creams and tans.



robin egg

Bright, fresh and airy. Looks great with a blend of light and dark gray hues.



plum

A muted yet courageous choice. Pairs well with various combinations of grays and earth tones.



avocado

A refreshing blend of yellow and green. Looks great against both dark and natural tones for a serene hint of color.




NIGHTFALL SIDING

LINEN ACCENT

FLINTRIDGE TERRA CUT™






blueberry

Bold, yet subtle. Pairs well with a blend of browns, tans and grays.



STONE SIDING



CANYON ACCENT



RUSHMORE LEDGESTONE









stately shades

You are an adventurer, you live for a sense of excitement, and you're just daring enough to go bold with your home's style. Choosing one of the colors in the stately shades palette will surely make your home unique. Think "Painted Ladies" in San Francisco, a field full of wildflowers, or even a dramatic front entranceway into a home...the combinations are endless. These shades are perfect for those who want to stand out.




clover 



moss 



forest green





geneva blue




enzian blue




deep blue 





vallis red





mountain berry





cabernet 




goldenrod 



burnt orange 

 trending color

Always refer to our color selector for accurate color representation




clover

Stunning shade of green. Pairs well with a dark, natural color palette, and a crisp splash of white.



PRAIRIE SIDING




MOCHA ACCENT



BRINDLE CHISEL CUT™






moss

A sense of nature. Moss looks best when mixed with a blend of cream and tan.



PUEBLO SIDING




PRAIRIE ACCENT



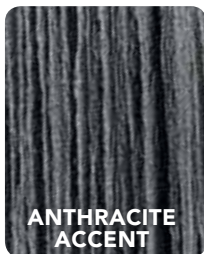
SOUTHBRIAR LEDGESTONE






deep blue

A striking shade of blue. Accents well against natural tones including light and dark grays.





cabernet

Rich, bold and full of life. Cabernet complements a variety of color palettes and textures, including brick exteriors.



ALABASTER SIDING



WEATHERED
BLEND
ACCENT



SEABOARD NATURAL CUT™



goldenrod

A simple touch of classic charm. Goldenrod pairs well with a blend of light and dark tones.



PEWTER SIDING




NIGHTFALL
ACCENT



WELLINGTON CHISEL CUT™





burnt orange

A seasonal look year-round. Burnt orange adds warmth mixed against a dark, natural color palette.



PUEBLO SIDING



ANTIQUE WHITE
ACCENT



PENNSYLVANIA FIELDSTONE

